



**DOCUMENT TITLE:
MARKETING OUTLINE, 32 LEAD TQFP 7X7X1 MM BODY**

DOC ID # 21-0292

NEW REV: A

ECN#: HQ-08-5301

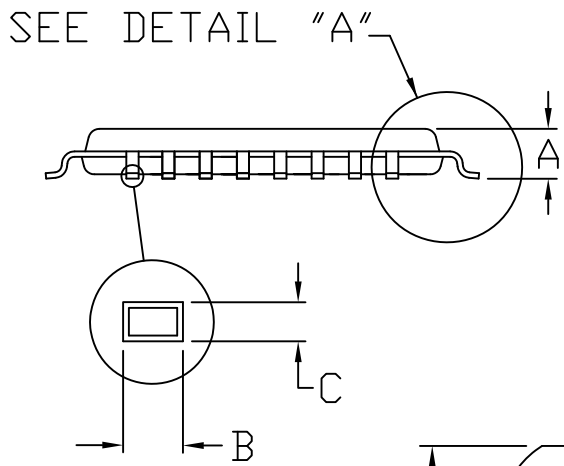
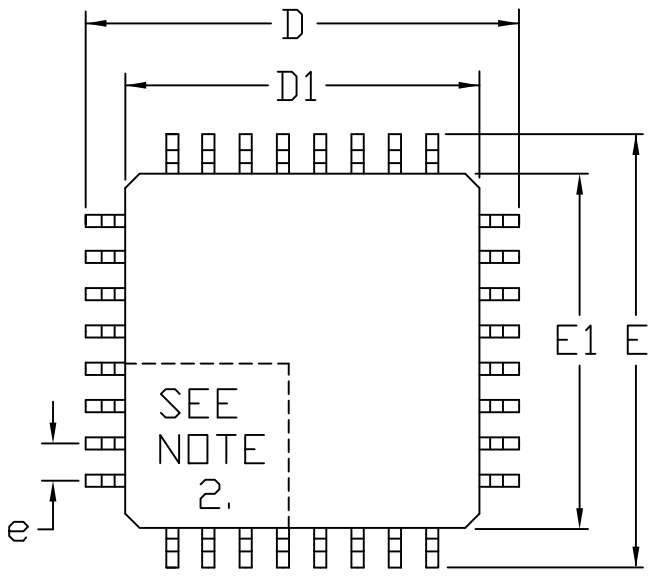
EFFECTIVE DATE: 06/20/08

ORIGINATOR: JEFF WALKER

MOST RECENT CHANGES

FROM	TO
DALLAS DOCUMENT CONTROL SYSTEM DOC 56-G4004-001, REV A. LOGO-DALLAS/MAXIM	INITIAL RELEASE INTO MAXIM DOCUMENT CONTROL LOGO-MAXIM

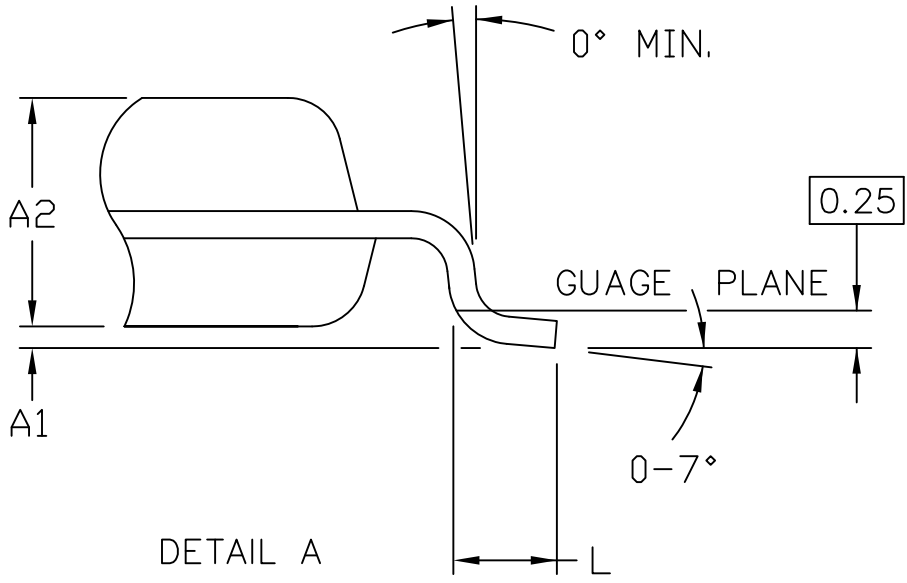
REVISIONS			
LTR	DESCRIPTION	DATE	APPROVED
A			



NOTES:

1. DIMENSIONS D1 AND E1 INCLUDE MOLD MISMATCH, BUT DO NOT INCLUDE MOLD PROTRUSION; ALLOWABLE PROTRUSION IS 0.25 MM PER SIDE.
2. DETAILS OF PIN 1 IDENTIFIER ARE OPTIONAL BUT MUST BE LOCATED WITHIN THE ZONE INDICATED.
3. ALLOWABLE DAMBAR PROTRUSION IS 0.08 MM TOTAL IN EXCESS OF THE B DIMENSION; AT MAXIMUM MATERIAL CONDITION. PROTRUSION NOT TO BE LOCATED ON LOWER RADIUS OR FOOT OF LEAD.
4. CONTROLLING DIMENSIONS: MILLIMETERS.

DIM	MIN	MAX
A	-	1.20
A1	0.05	0.15
A2	0.95	1.05
D	8.80	9.20
D1	7.00	BSC
E	8.80	9.20
E1	7.00	BSC
L	0.45	0.75
e	0.80	BSC
B	0.30	0.45
C	0.09	0.20



DIMENSIONS ARE IN MILLIMETERS

SIGNATURE		DATE
DOC. CONTROL:		
ENGR. MGR:		
MFG. ENGR:		
CHECKED BY:	C.SELLS	2/94
DRAWN BY:	M.W.C.	2/94

MAXIM			
TITLE MARKETING OUTLINE, 32 LD. TQFP 7 X 7 X 1.00 MM BODY			
SIZE A	FSCM NO	PART NO. 21-0292	REV A

REVISION HISTORY

REV	CHANGES MADE	DATE	INIT.
A	ECN# HQ-08-XXXX. INITIAL RELEASE INTO MAXIM DOCUMENT CONTROL. LOGO-MAXIM	06/20/08	JW



TITLE: MARKETING OUTLINE, 32 LEAD TQFP 7X7X1 MM BODY

DOCUMENT I.D.
21-0292

REVISION
A

PAGE
3