



DOCUMENT TITLE:
DS2430AX FLIP CHIP PKG, 1.1MM PITCH PKG CODE BF422-1

DOC ID # 21-0287 NEW REV: A

ECN#: HQ-08-5281 EFFECTIVE DATE: 07/16/08

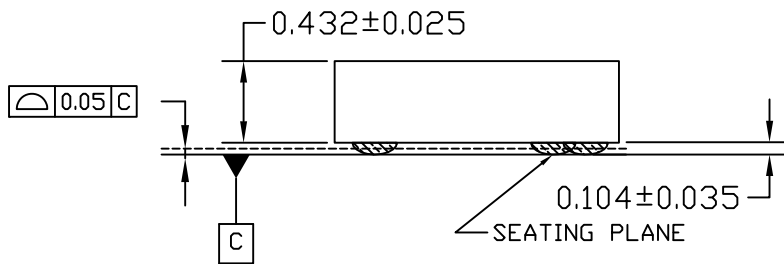
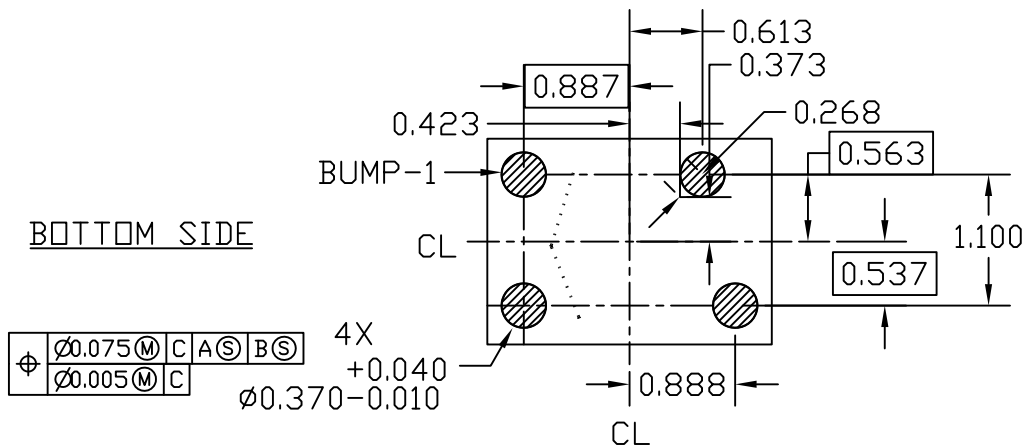
ORIGINATOR: JEFF WALKER

MOST RECENT CHANGES

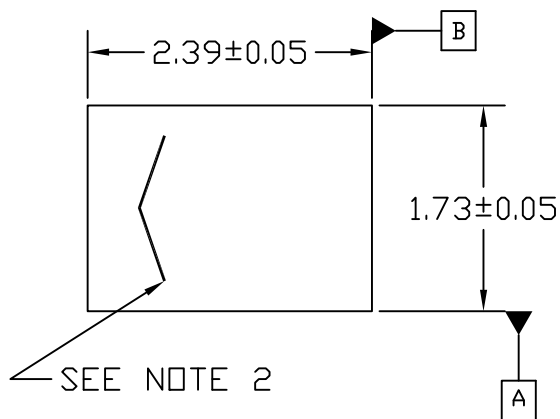
FROM	TO
DALLAS DOCUMENT CONTROL SYSTEM DOC 56-G7016-001, REV B, LOGO-DALLAS/MAXIM	INITIAL RELEASE INTO MAXIM DOCUMENT CONTROL LOGO-MAXIM

REVISIONS				
ZONE	REV	DESCRIPTION	DATE	APPROVED
	A			

BOTTOM SIDE



TOP SIDE



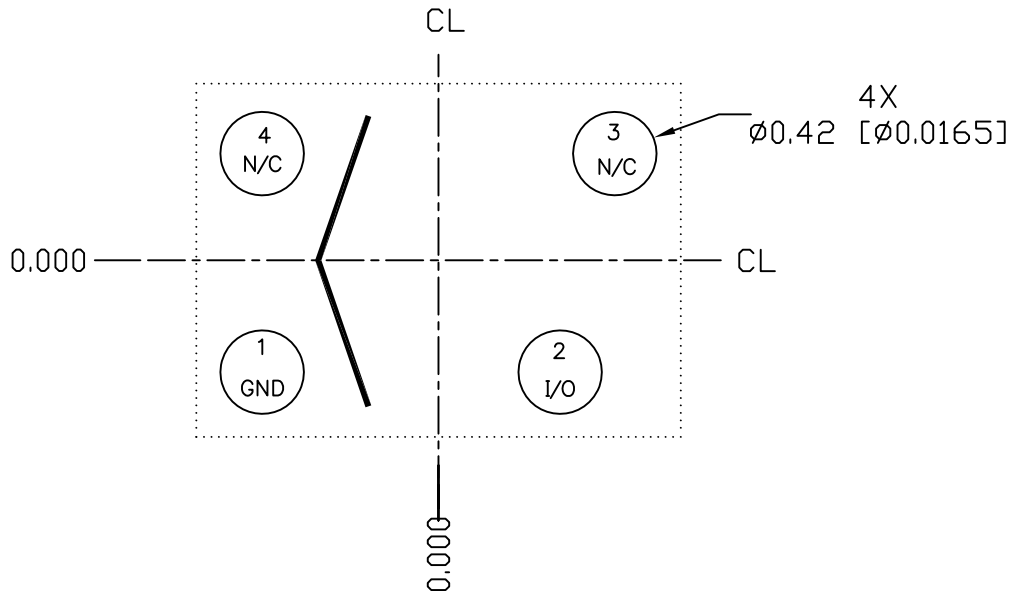
PACKAGE OUTLINE

SIGNATURE		DATE		MAXIM		
QA APVD:						
ENGR MGR:		DS2430AX FLIP CHIP PACKAGE, 1.1MM PITCH PACKAGE CODE: BF422-1				
ENGR BY: B. MCCARTY 3/24/1999						
CHECK BY: M. STRITTMATTER 4/2008	SIZE A	FSCM NO.	DWG NO. 21-0287	REV A		
DRAWN BY: B. MCCARTY 3/8/1999	SCALE	SHEET 1 / 2				

NOTES:

1. DIMENSIONS: MM [INCH]
2. LASER MARK
3. LANDING PAD NOT DEFINED BY SOLDER MASK; FOR PAD CONNECTIONS AND COORDINATES, SEE TABLE 1
4. UNDERFILL RECOMMENDED FOR FR4 SUBSTRATE APPLICATION

TABLE 1. PAD CONNECTIONS AND CENTER COORDINATES					
		MILLIMETERS		INCHES	
Number	Name	X	Y	X	Y
1	GND	-0.887	-0.563	-0.035	-0.022
2	I/O	0.613	-0.563	0.024	-0.022
3	N/C	0.888	0.537	0.035	0.021
4	N/C	-0.887	0.537	-0.035	0.021



TOP SIDE

PADS NUMBERED COUNTER-CLOCKWISE IN THIS VIEW

RECOMMENDED SUBSTRATE
LAND PATTERN

SIZE A	FSCM NO.	DWG NO. 21-0287	REV A
SCALE		SHEET 2 / 2	

REVISION HISTORY

REV	CHANGES MADE	DATE	INIT.
A	ECN# HQ-08-5281. INITIAL RELEASE INTO MAXIM DOCUMENT CONTROL. LOGO-MAXIM	07/16/08	JW



TITLE: DS2430AX FLIP CHIP PKG, 1.1MM PITCH PKG CODE BF422-1

DOCUMENT I.D.
21-0287

REVISION
A

PAGE 4